

Synthesis of Some Substituted Benzoxazole [3,4-b] imidazoles

Yaser S. Al-Jawharji

Chemistry Dept. / College of Education
University of Mosul

Received
23 / 07 / 2007

Accepted
05 / 11 / 2007

الملخص

تم في هذا البحث تحضير عدد من معوضات اميدازول [b-4,3] ٤-اريل هكسahيدرو بنزوكسازولو (١٠،٩) و ٤-معوضات بنزوكسازولو [b-4,3] اميدازول (١٤،١٣) وذلك بمعاملة الكلايسين مع كلوريد البنزويل او بارا- نيترو كلوريد البنزويل لتحضير الـ N-ارويل كلايسين (٢،١) ومفاعله مع كلوريد الثايونيل. تم مفاعلة جزء من الناتج (٤،٣) مع هيدروكسيد الامونيوم لتحضير N-ارويل كلايسين اميد (٦،٥) ثم مفاعله مع ١-بروموسابكلوهكسانون لتحضير N-مثيلين (٢-هكسahايدروبنزوكسازولو) اريل اميد (٨،٧) ومن ثم مفاعله مع $POCl_3$ لإعطاء الناتج الأول (١٠،٩). اما الجزء الثاني فيتفاعل مع الاوروثوامينو فينول لإعطاء الـ N-مثيلين (٢-بنزوكسازولو) اريل اميد (١٢،١١) ليتفاعل بدوره مع $POCl_3$ لإعطاء الناتج الثاني (١٤،١٣). تم التأكد من صحة تراكيب جميع المركبات المحضرة من خلال المعلومات الفيزيائية والطيفية.

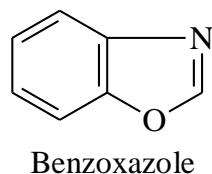
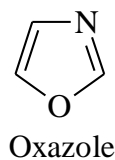
ABSTRACT

In this paper the synthesis of 4-substituted benzoxazole [3,4-b] imidazole (9,10) and 4-aryl hexahydrobenzoxazole [3,4-b] imidazole (13,14) is reported. Glycine was treated with benzoyl chloride or p-nitrobenzoyl chloride to give N-aroyl glycine (1,2), the reaction of N-aroyl glycine with thionyl chloride followed by treatment the product (3,4) with ammonium hydroxide to give N-aroyl glycine amide (5,6). Treatment of the amide with 1-bromocyclohexanone gave N-methylene-2-hexahydrobenzoxazole) aryl amide (7,8), cyclization of this gave product (9,10), whereas the compounds (13,14) was synthesized from o-aminophenol and the acid chlorides to give N-methylene (2-benzoxazole) aryl amide (11,12) which cyclized with phosphorous oxychloride to give the products (13,14).

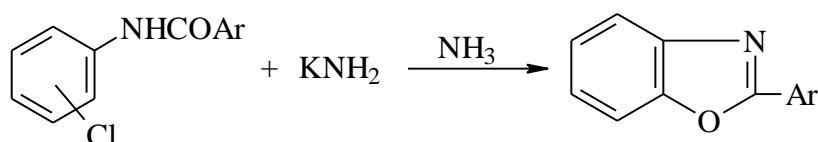
The structure of all synthesized compounds were confirmed by physical and spectral data.

INTRODUCTION

The preparation of 2-methyl benzoxazole by Ladenbyrg (1876) marks the first recognition of oxazole⁽¹⁾, but the name of these compounds comes from Hantzsch (1887) when gave that name to this class of compounds⁽²⁾.

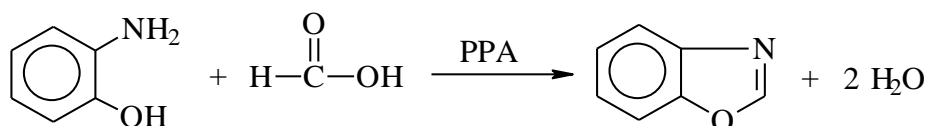


Benzoxazoles are formed by the action of potassium amide in liquid ammonia of N-aryl derivatives of both o- and m-chloroaniline⁽³⁾.

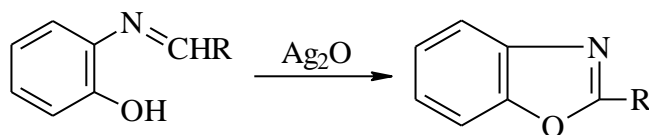


Benzoxazole may be prepared by the reaction between o-aminophenols and carboxylic acid⁽⁴⁾ as a simple method.

There are few examples of solid-phase synthesis of benzoxazoles heterocycles using a similar strategy of cyclization of the corresponding 2-aminophenol, benzoxazole formation was initially envisioned to take place between the solid-supported aminophenol with the diversity element introduced as a carboxylic acid⁽⁵⁾.



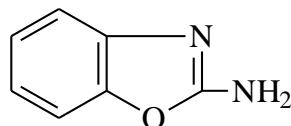
Benzoxazoles and other condensed oxazoles are obtained by oxidative ring-closure of phenolic Schiff's bases⁽²⁾.



Aromatic polybenzoxazole are another class of heterocyclic polymer that exhibit excellent thermooxidative stability, high-tensile modulus and strength and superior chemical resistance. A few rigid-rod polybenzoxazole are reported to have potential for fabrication into high-modulus high-strength fiber⁽⁶⁾.

It was known that poly (benzoxazole)_s is among the most thermally stable polymers containing high-rigid heterocycles in the Backbone⁽⁷⁾.

In other side some of benzoxazole compound have activity against the bacteria and fungi⁽⁸⁾ and anticancer activity⁽⁹⁾, for example zoxazolamine have effective against a wide range of enteric infections⁽²⁾.



Zoxazolamine

EXPERIMENTAL

All chemicals were purchased from Flucka and BDH Chemical Ltd. The melting points were measured on an Electrothermal 9300 Engineering LTD and were uncorrected. IR spectra were recorded on Infrared Spectrophotometer Model Tensor 27, Bruker Co., Germany, using KBr discs. UV spectra were recorded on Shimadzu Double-Beam Spectrophotometer UV-210 A using chloroform as a solvent.

Preparation of N-aroyl glycine (1,2)⁽¹⁰⁾

(0.02 mol, 1.5 g) of glycine in 20 ml of 1 N sodium hydroxide was cooled at 0-5 °C and the cold solution was added dropwise to a solution of (0.02 mol) of acid chloride in (30 ml) of chloroform. The reaction mixture was continued under stirring for an additional an hour. The aqueous layer was separated and acidified with 2 N hydrochloric acid. The solid product was filtered by filtration and washed with water. The physical properties and spectral data are listed in Tables (1 and 2).

Preparation of N-aroyl glycine chloride (3,4)⁽¹¹⁾

Thionyl chloride (10 ml) was added to (0.025 mol) of compound (1,2) the mixture was refluxed for 30 min. in a water bath with stirring until the releasing of hydrochloric acid stopped. The reaction mixture was cooled and the formed solid was collected by filtration. The physical properties and spectral data are listed in Tables (1 and 2).

Preparation of N-aroyl glycine amide (5,6)⁽¹²⁾

Ammonium hydroxide solution (10 ml) was added to (0.01 mol) of compound (3,4) with stirring for 10 min and the formed solid was collected by filtration and recrystallized from ethanol-water. The physical properties and spectral data are listed in Tables (1 and 2).

Preparation of N-methylene (2-hexahydrobenzoxazole) aryl amide (7,8)⁽¹³⁾

To (0.06 mol, 10.5 g) of 1-bromocyclohexanone in (40 ml) of ethanol was added (0.06 mol) of (5,6) and the reaction mixture was refluxed for 17 hours. Then the reaction mixture was cooled and the precipitate was filtered, washed with petroleum ether and dried and crystallized from ethanol-water. The physical and spectral data are listed in Tables (1 and 2).

Preparation of 4-aryl hexahydrobenzoxazolo [3,4-b] amidazole(9,10)^(9,12)

To (0.01 mol) of compound (7,8) soluble in (25 ml) of benzene (20 ml) of phosphorous oxychloride was added and the mixture was refluxed for 4 hours. The reaction mixture was treated with ice-water and extracted with methylene chloride and dried. The product was recrystallized from ether-petroleum ether. The physical properties and spectral data are listed in Tables (1 and 2).

Preparation of N-methylene (2-benzoxazolo) aryl amide (11,12)⁽¹⁴⁾

(0.01 mol, 1 g) of o-aminophenol in (25 ml) methylene chloride was added to (0.01 mol) of compound (3,4) was added and the reaction mixture was refluxed for 7 hours. The product was distilled under vacuum to give the compound (11) which was recrystallized by ether-petroleum ether. The physical and spectral data are listed in Tables(1 and 2).

Preparation of 4-substituted benzoxazole [3,4-b] imidazole (13,14)^(10,14)

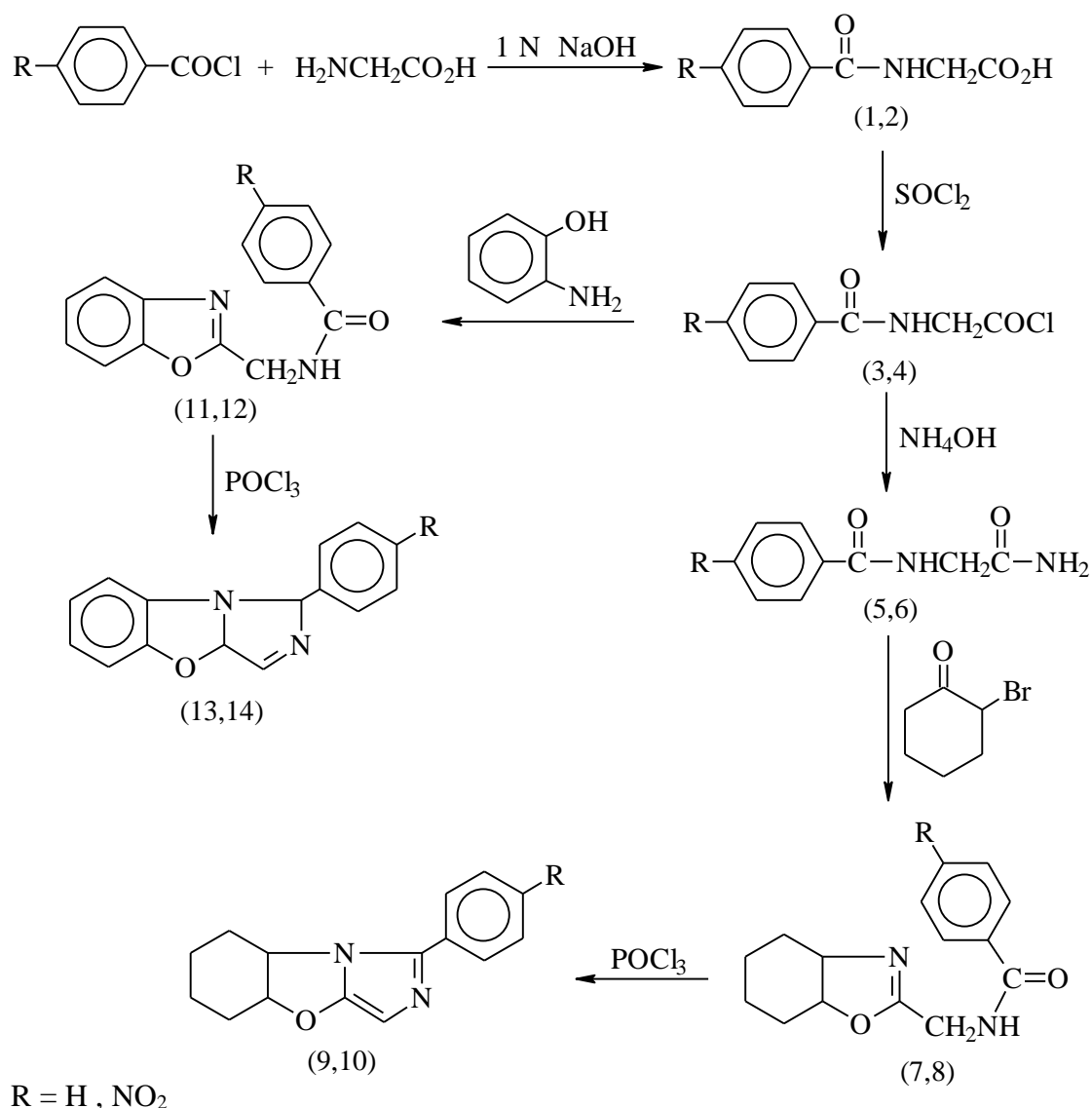
To (0.01 mol) of (11,12) soluble in (25 ml) benzene was added (20 ml) of phosphorous oxychloride and refluxed for 4 hours. The reaction mixture was treated with ice-water and extracted with methylene chloride and dried. The product was recrystallized from ether-petroleum ether. The physical and spectral data are listed in Tables (1 and 2).

RESULTS AND DISCUSSION

In this paper the synthesis of 4-substituted benzoxazole [3,4-b] imidazole (13,14) and 4-aryl hexahydrobenzoxazole [3,4-b] imidazole (9,10) from glycine and benzoyl chloride is reported (Scheme 1). Glycine was treated with benzoyl or 4-nitrobenzoyl chloride to give N-aryl glycine (1,2), IR spectra of compound (1) show absorption peak ν cm^{-1} at 1745 and 1600 ($2\text{C}=\text{O}$), 3341 (O-H), 1181 (C-O). Compounds (1 and 2) were converted to its acid chloride by their reaction with thionyl chloride. The IR spectra of compound (3) shows absorption peaks at 1770, 1690 cm^{-1} ($2\text{C}=\text{O}$) and 3445 (N-H). The acid chlorides (3 and 4) were treated with ammonium hydroxide solution to give the corresponding amides

(5,6), there amides show absorption peak at ν cm^{-1} 3410 (N-H) and 1645 (C=O). Compounds (5 and 6) were treated with 1-bromocyclohexanone in ethanol to give N-methylene (2-hexahydro-benzoxazole) aryl amide (7 and 8). The IR spectra for compound (7) shows absorption peaks vcm^{-1} at 3422 (N-H), 1636 (C=N), 1653 (C=O) and 1031 (C-O). The cyclization of compounds (7 and 8) with phosphorous oxychloride (dehydrations agent) gave 4-aryl hexahydrobenzoxazole [3,4-b] amidazole (9,10).

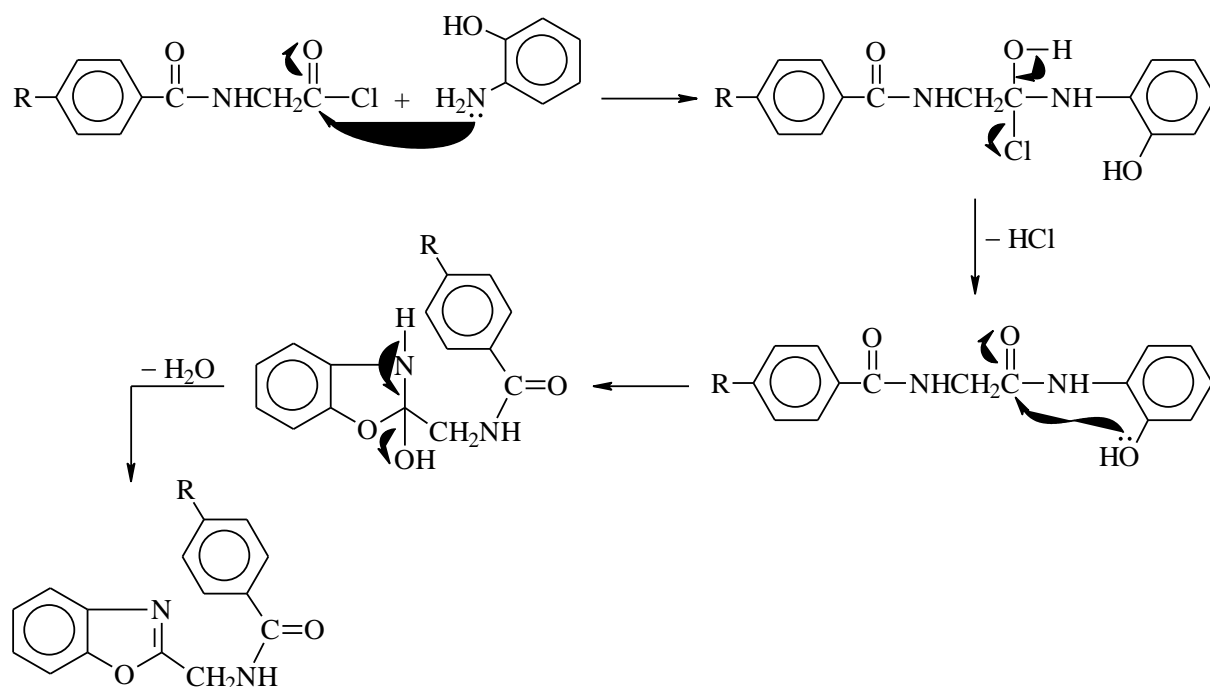
Whereas the reaction of acid chlorides (3 and 4) with o-aminophenol in methylene chloride gave N-methylene (2-benzoxazolo) aryl amide (11,12), the IR spectra of compound (11) shows absorption peaks ν cm^{-1} at 3359 (N-H) and 1649 (C=O).



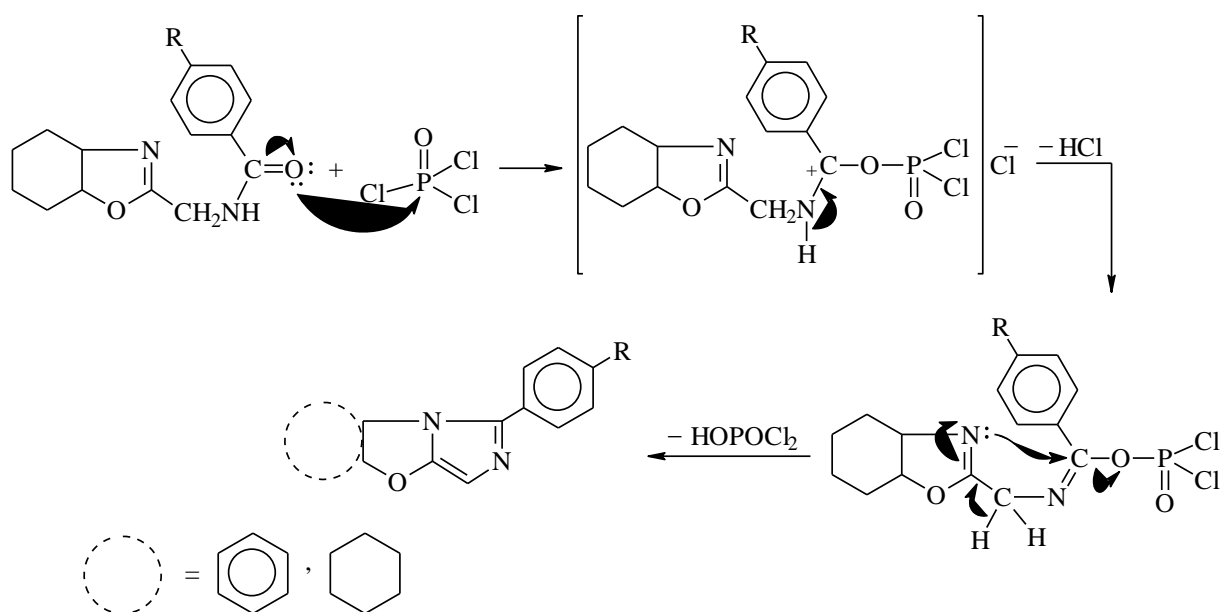
Scheme (1)

Synthesis of Some Substituted Benzoxazole [3,4-b] imidazoles.

The reaction proceeded through the well-known tetrahedral mechanism, which can be shown in the following Scheme:



Compounds (11,12) were treated with phosphorous oxychloride to give 4-substituted benzoxazole [3,4-b] imidazole (13,14). The suggested mechanism for the preparation of compounds (9,10) and (13,14) is illustrated in the following Scheme:



The UV spectra for the synthesized compounds shows maximum absorption range λ_{max} 280-392 nm due to n- π^* transition. The physical

and spectral data for the synthesized compounds are shown in Tables (1 and 2).

Table (1): Physical properties of compounds

Comp. No.	Molecular formula	Yield (%)	m.p. (°C)	Color
1	C ₉ H ₉ NO ₃	92	186-188	White
2	C ₉ H ₈ N ₂ O ₅	94	212-214	White-yellow
3	C ₉ H ₈ NO ₂ Cl	90	325 d	Brown
4	C ₉ H ₇ N ₂ O ₄ Cl	91	163-165	White-yellow
5	C ₉ H ₁₀ N ₂ O ₂	95	273-275	Brown
6	C ₉ H ₉ N ₃ O ₄	95	332-334	Yellow
7	C ₁₅ H ₁₇ N ₂ O ₂	68	211-213	Brown
8	C ₁₅ H ₁₆ N ₃ O ₄	71	100-102	Black
9	C ₁₅ H ₁₆ N ₂ O	60	98-100	Brown
10	C ₁₅ H ₁₅ N ₃ O ₃	61	82-84	Brown
11	C ₁₅ H ₁₂ N ₂ O ₂	67	102-104	Brown
12	C ₁₅ H ₁₁ N ₃ O ₄	61	b.p. 123-125	Red
13	C ₁₅ H ₁₁ N ₂ O	74	90-92	Brown
14	C ₁₅ H ₁₀ N ₃ O	70	oily	Colorless

Table (2): I.R and U.V spectral data

Comp. No.	I.R ν cm ⁻¹ (KBr)						U.V λ_{\max} nm CHCl ₃
	O-H	C=O	C=O (amide)	C-O	N-H	C=N	
1	3341	1745	1630	1181	3172	-	282
2	3414	1694	1639	1127	3116	-	336
3	-	1770	1670	-	3445	-	296
4	-	1730	1652	-	3421	-	312
5	-	-	1623	-	3405	-	280-264
6	-	-	1645	-	3410	-	280
7	-	-	1653	1031	3422	1636	314-300
8	-	-	1647	1021	3405	1625	286
9	-	-	-	1025	-	1601	304
10	-	-	-	1040	-	1620	302
11	-	-	1649	1108	3359	1600	336-321
12	-	-	1690	1021	3417	1658	282
13	-	-	-	1026	-	1601	302
14	-	-	-	1025	-	1601	390-338

REFERENCES

1. Cornforth J.W. and Cornforth R.H., J. Chem. Soc., 96 (1947) 96.
2. Katritzky A. R. and Reez G. W., Comprehensive Heterocyclic Chemistry; Synthesis and Uses of Heterocyclic Compounds, Pergamon Press Ltd., England, 1984.
3. El-Sheikh M.I. and Marks A., J. Org. Chem., 46 (1981) 3256.
4. Finar I. L., Organic Chemistry. Stereochemistry and the Chemistry of Natural Products, Vol. 2, Edn. Longermans Green and Co Ltd., 1981.
5. Xenia Beebe, Dariuszwodka and Thomas J. Sowin, J. Comb. Chem., 3 (2001) 360-366.
6. Guey-Sheng Liou, Internet.
7. Kim J. Heung, Sang Woo Bang and Young June Kim, Bull. Korean Chem. Soc., 21 (2000) 9.
8. Yalcin I., Orer I., Temiz O. and Akisener E., Acta Biochimica Polonica, 47 (2000) 2.
9. Elamin E.I., Zubair M.U. and Al-Badr A.A., Antimicrobial Agents and Chemotherapy, 19 (1981) 1, 29.
10. Schiketanz I., Draghici C., Sarament I. and Balaban A.T., Arkivoc, (ii) (2002) 64-72.
11. Fieser L.F. and Fieser M., "Reagent for Organic Synthesis". Wiley, New York, 1, 286, 1997.
١٢. وليام كيمب، تعريب د . جواد فياض و د . سلمان احمد سلمان، "الكيمياء العضوية العملية". (١٩٧٨) ٩٣.
13. Anthony Marques M., The Molecular Recognition of DNA by Novel Heterocycles. Ph.D. Thesis, Chapter 12, 307, California Institute of Technology.
14. Sycheva T.P., Pankina Z.A. and Shchukina M.N., Chemistry of Heterocyclic Compounds, 6 (1976) 4.
15. El-Shafie A.K., El-Saghier A.M.M. and Ahmed E.A., Synthesis, (1994) 152-154.