

Azhar K. Sadkhan 

Office of the Vice president  
for scientific affairs and  
post graduate studies,  
university of technology  
Baghdad-Iraq  
Email:  
azharazhar118@yahoo.com

Received on: 05/11/2017  
Accepted on: 25/06/2018  
Published online: 25/12/2018

## Optical Characterizations of RF-Magnetron Sputtered Nanocrystalline TiO<sub>2</sub> Thin Film

**Abstract-** TiO<sub>2</sub> nanocrystalline thin films are widely used as antireflection coating in solar cell, in this paper, RF magnetron sputtering technique is used to prepare TiO<sub>2</sub> thin film on glass substrates, TiO<sub>2</sub> thin films deposited under different powers (75,100,125 and 150) Watt for (1.5) hour resulted in different layer thickness (62.5,88,118 and 132.6) nm respectively. The optical properties examined by UV-VIS spectroscopy. TiO<sub>2</sub> thin films exhibit a high transparency in the region from about 50 nm above, we suggest that these results indicate the most suitable growing conditions for obtaining high quality sputtered TiO<sub>2</sub> thin films with higher transparence performance for solar cell application. the optical absorbance coefficient for all films were genuinely high esteems coming to above 10<sup>4</sup> cm<sup>-1</sup>, which implies that there is allowed direct transitions, the energy gab reach to the typical value of the bulk TiO<sub>2</sub> (3.5) eV.

**Keywords-** Titanium dioxide, Thin films, RF sputtering, Optical properties.

**How to cite this article:** A.K. Sadkhan, "Optical Characterizations of RF-Magnetron Sputtered Nanocrystalline TiO<sub>2</sub> Thin Film," *Engineering and Technology Journal*, Vol. 36, Part B, No. 2, pp. 156-159, 2018.

### 1. Introduction

The production of TiO<sub>2</sub> thin films is one of major researches in photovoltaic area to limit the optimum conditions for sputtering TiO<sub>2</sub> thin film on different substrates. Many of methods have been used to prepare TiO<sub>2</sub> thin films as DC or RF sputtering, chemical vapor deposition and sol-gel process, etc. [1].

TiO<sub>2</sub> can be found in three main crystalline phases Anatase (tetragonal), Rutile (tetragonal) and Brookite (orthorhombic). The first two phases have excellent photocatalytic and antibacterial properties [2]. Rutile TiO<sub>2</sub> has some good properties over Anatase phase like as higher dielectric constant, higher electric resistance, higher chemical stability, higher refractive constant [3]. high chemical and thermal stabilities, higher refractive index (Anatase=2.488, Rutile=2.609, Brookite=2.538), low absorbance and low dispersion in visible and near-infrared spectral area [4]. TiO<sub>2</sub> (Anatase) is an n-type semiconductor, thin films of TiO<sub>2</sub>

utilized as optical coating, solar cell, integrate circuits, heat reflecting layer and waveguides have also been shown to be resistance to corrosive and mechanical attack and show stability over lengthy time span duration [5]. The application of these thin films include great important areas as renewable energy production represented by solar cell, smart window, gas sensors, photoconductive, hydrogen production, etc [6].

### 2. Experimental

RF sputtering method (CRC-600, USA-Toor com) used to prepare TiO<sub>2</sub> thin films with different working conditions as shown in table (1) where, P<sub>1</sub> is the base vacuum pressure and P<sub>2</sub> is the working argon pressure of vacuum sputtering chamber, T is the substrates temperature which was in the rang (55-65) due to the sputtering processes. TiO<sub>2</sub> target with purity 99.99% has been used to prepare a thin films.

**Table 1: The working conditions of TiO<sub>2</sub> thin films preparing via RF sputtering method**

Power(W)	Thickness (nm)	P <sub>1</sub> (Torr) ×10 <sup>-3</sup>	P <sub>2</sub> (Torr) ×10 <sup>-3</sup>	Substrate temp. T°(C)	Sputtering time t(hour)
75	62.5	7.45	7.45	55	1.5
100	88	7.9	7.9	60	1.5
125	118	7.12	7.12	58	1.5
150	150	7.15	7.15	65	1.5

<https://doi.org/10.30684/etj.36.2B.11>

2412-0758/University of Technology-Iraq, Baghdad, Iraq

This is an open access article under the CC BY 4.0 license <http://creativecommons.org/licenses/by/4.0>

The TiO<sub>2</sub> thin film examined by UV-VIS spectroscopy (UV-2601 PC Shimadzu software 1700-1650) to study the optical properties measurements, the absorption (A), transmission (T) and energy gap for TiO<sub>2</sub> thin film deposited on the glass substrates calculated for spectrum range of (200-1100) nm as equations (1) and(2): [6]

$$T = I_T \setminus I \quad \dots(1)$$

$$A = I_A \setminus I \quad \dots(2)$$

Where I<sub>T</sub> is the intensity of the rays transmitting through the film, I<sub>A</sub> is absorbed light intensity and I is the intensity of the incident rays.

The absorbance coefficient (α) was specified from the region of high absorbance i.e. at the fundamental absorbance edge of the films by equation (3):[7].

$$\alpha = \frac{2.303 \times A}{t} \quad \dots(3)$$

where t is the thickness of TiO<sub>2</sub> thin films, The extinction coefficient (K<sub>o</sub>) equal to equation (4)[7].

$$K_o = \frac{\alpha \lambda}{4\pi} \quad \dots(4)$$

Where λ : is the wavelength of incident rays, E<sub>g</sub> values is computed by extrapolation of the straight line of the plot of (αhv)<sup>2</sup> versus photon vitality for various power as appeared in figure (4).

**3.Results and discussion**

Figure (1) display the optical transmittance spectra of TiO<sub>2</sub> thin films in the wavelength domain of 200-1100 nm prepared at different power, the transmittance pattern of all deposited thin films increases with the increase of wavelength (λ). In addition the transmittance decreased with the growing power, which is due to growing the thickness of thin films and shifting towards longer wavelength (lower energies) the thickness increment is explained according to the fact that increasing of thickness approach the structure of samples from bulk material[9].

Figure (3) shows the absorbance coefficient as a function of wavelength for TiO<sub>2</sub> thin films deposited at various power. It is obvious that the films have high absorbance coefficient at short wave length at 350 nm, then decrease at various rates reliance on the films structure to reach fixed values at long wavelength which it above 400nm, where the films progress toward becoming

transparence at this wavelength, it can be observed that the optical absorbance coefficient for all films were genuinely high esteems coming to above 10<sup>4</sup> cm<sup>-1</sup>, which means that there is allowed direct transitions. Hence the film has potential application in photovoltaic device.

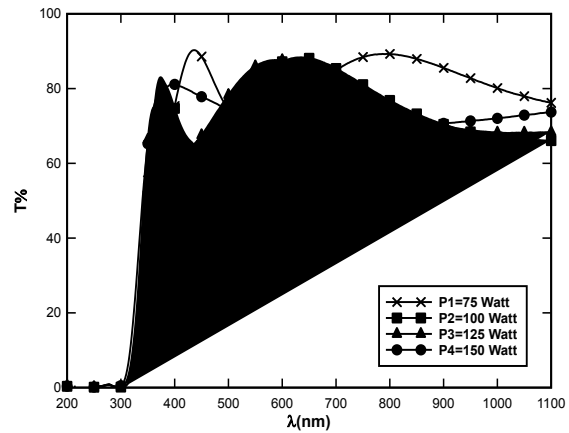


Figure (1) Transmittance as an element of wavelength for TiO<sub>2</sub> thin film at various sputtered power

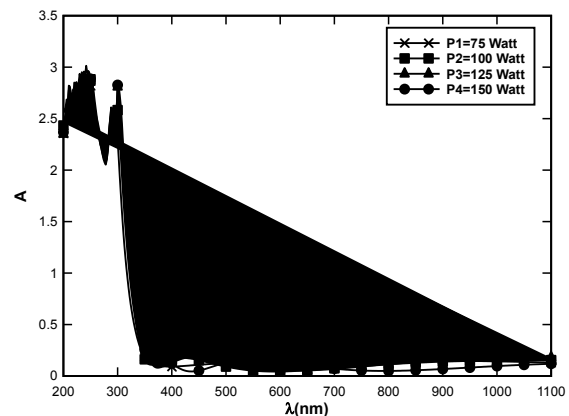


Figure (2) Absorbance as an element of wavelength for TiO<sub>2</sub> thin film at various sputtered power

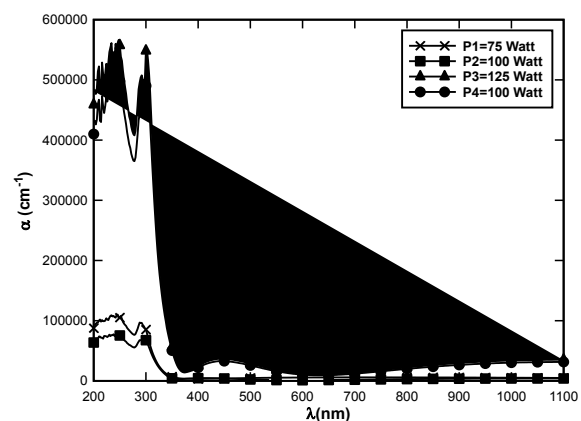


Figure (3) Absorbance coefficient as an element of wavelength for TiO<sub>2</sub> thin film at various sputtered power

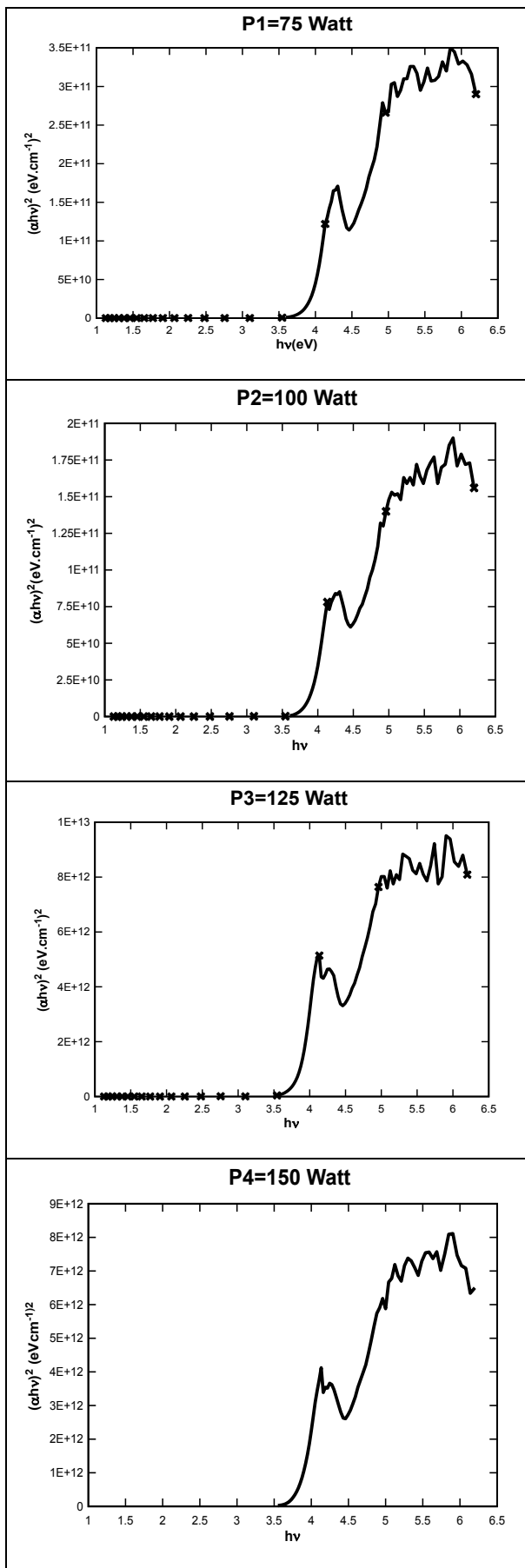


Figure (4)  $(\alpha hv)^2$  as an element of energy of photon for  $TiO_2$  thin film at various sputtered power

The energy gap amount based on films crystal structure in general, the arranging and distribution of atoms in the crystal lattice, also it is influenced by crystal regularity, it is reach to the typical value of the bulk  $TiO_2$  (3.5) eV. Energy gap  $E_g$  value is calculated by extrapolation of the straight line of the plot of  $(\alpha hv)^2$  versus photon energy for different sputtering parameters. The linear dependence of  $(\alpha hv)^2$  with  $(hv)$  indicates direct band gap[2],[5].

The behavior of the extinction coefficient (K) with different power can be shown in figure (5).

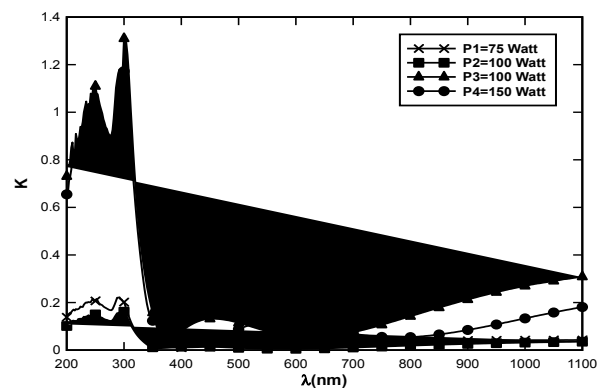


Figure (5) Extinction Coefficient as an element of wavelength for  $TiO_2$  thin film at various sputtered power

#### 4. Conclusion

We have investigated the optical properties of  $TiO_2$  thin films for solar cell application. RF Magnetron sputtering technique was used efficiently grow  $TiO_2$  thin films to deposited on glass slices. The optical transitions of  $TiO_2$  are direct and the amounts of optical energy decrease with the increase of sputtering power which related to increase the resulted films thickness[2].

#### References

- [1].P. Kajitvichy anukul , J. Ananpattarachai, and S. Pongpom, "sol-gel preparation and properties study of  $TiO_2$  thin films for photocatalytic reduction of chromium (VI) in photocatalysis process" , science and technology of advanced materials journal, vol.6,no.3,352-358,(2005).
- [2].L.Bedlikyan, S.Zakhariev,and M.Zakharieva, "titanium dioxide thin film: preparation and optical properties" journal of chemical technology and metallurgy ,vol.48,no.6,(2013).
- [3].J. Adawiya Haider, N. Zainab Jameel, and Y. Samar Taha, "synthesis and characterization of  $TiO_2$  nanoparticules via sol-gel method by pulse laser

ablation", engineering and technology journal, vol.33, no.5,(2015).

[4].R . Zallen, moret MB, " the optical absorption edge of Brookite  $\text{TiO}_2$  ",solid state commun, vol.173, no.3, (2006).

[5].A.Enesca, Andronic,A.Duta, and S.Manolache, "optical properties and chemical stability of  $\text{WO}_3$  and  $\text{TiO}_2$  thin film photocatalysts", Romanian journal of information science and technology, vol.10, no.3,269-277, (2007).

[6].Z. Thaira Altayyar, Shubhra Gangopadhyay, "perovskite thin film preparation and energy band-gap determination for solar cell applications", engineering and technology journal, vol.34,no.14,( 2016).

[7].Th. Nguyen-Tran, V. Suendo, and P. Roca iCabarcas, " Optical study of disorder and defects in hydrogenated amorphous silicon carbon alloys",Appl. Phys. Lett., vol. 87, no.1, (2005).

[8].A. Raster, E. Mohamad Yazdanshenas, A. Rashidi, M. Seyed Bidoki, "Estimation and prediction of optical properties of PA6/TiO<sub>2</sub> nanocomposites ", Arabian journal of chemistry, vol.10, no.2.219-224 ,(2017).

[9].R.Willardson and A. Beer, "Semiconductor and Semimetals" Academic press, New York – London,(1975).

#### Author(s) biography



Azhar kadhim sadkhan, master degree of applied physics, applied science department, university of technology, Baghdad-Iraq. She have many researches in applied physics and solar cells. Assistant

lecturer Azhar Kadhim