

Punica granatum L.
Oryctolagus cuniculus

*

/ /

*E-mail: abeer_alhadidy79@yahoo.com

(2018/ 1 / 10 2014/ 5 /4)

/ 5

/ 6

6

60

/

($P \leq 0.0001$)

T4)

(Thyroid Stimulating Hormone T.S.H)

6

(Triiodothyronine T3) (Thyroxine

/

T3 T4

:

Effect of Pomegranate Juice (*Punica granatum* L.) on some Hormones and Histological Features of Aorta in Healthy and Ovariectomized White Female New Zealand Rabbits (*Oryctolagus cuniculus*)

Abeer A. AL-Hadidy

Muna H. Jankeer

Muntaha M. AL-Kattan

Department of Biology/ College of Science/ University of Mosul

ABSTRACT

This study was conducted to investigate the effect of pomegranate juice which contains active compounds that stimulate necessary hormone production to reduce the effect of ovariectomy in initiate and development of atherosclerosis, female New Zealand rabbits had been divided randomly into four groups (5 rabbits/ group), all groups had been given a standard ration with free water, first group had been drenched normal saline by mouth and considered as a control group, while the second group drenched 6ml pomegranate juice /Kg body weight, third group eradicated ovaries by laparoscopic surgery, fourth group eradicated ovaries then drenched 6ml pomegranate juice /Kg body weight, the drenching contentious for 60 days.

The results showed positive effects as a significant increase ($P \leq 0.0001$) in Adiponectin hormone, Thyroid stimulating hormone (T.S.H) and Thyroid hormones T4 and T3 in rabbit's serum that drenched 6ml pomegranate juice /Kg body weight, in contrast there is a negative effects as a significant decrease in Adiponectin hormone, T.S.H, T4 and T3 in ovariectomized rabbit's serum, while tend in ovariectomized rabbits to be in near with normal concentration in control.

Histological sections of aorta artery in ovariectomized rabbits showed atherosclerotic lesions between the muscle fibers in media of aorta in contrast with the normal structure of aorta in rabbits drenched pomegranate juice so as in control, also observed improve the histological picture of aorta in ovariectomized that drenched pomegranate juice represented by decrease the atherosclerotic lesions between the muscle fibers in tunica media.

Keywords: Pomegranate Juice, Adiponectin hormone, Thyroid hormones, Thyroid stimulating hormone, Ovariectomized, Female New Zealand Rabbits.

(2001)

(2004)

(2012)

.Punica granatum

.(Mahdihassan, 1984)

.....

(Gil *et al.*, 2000)

(Lansky and Newman, 2007)

(Hartman, 2006)

(Aviram and Rosenblat,

(Turk, 2008)

.(Yancy, 2005)

(2012

(Braunwald, 2008)

.(2013)

Adipo Q

Adipokines

(2008)

.(2013)

(Tahmasbi *et al.*, 2013)

(Ha *et al.*, 2006)

.(Barrett-Connor and Bush, 1991) %50-35

:

: -1

(11-9)

20

: -2

(2000-1500)

10

14

°(2±26)

.(1997)

)

24

/ 20

(2012

CO2 / 50 (2003)

/ 3

Pnemoperitonium (Al-Badrany, 2009)

-

.(2003)

/ 5

: -3

: 60

Gavage tube

:()

(2014) / 6

:

:()

/ 6

:()

3 5

60 : -4

20

Kit

: -5

MyBioSource

AccuBind ELISA Microwells

Kit

.ELISA

: -6

%10

.(Luna, 1968)

-

(P≤0.0001)

1

/ 6

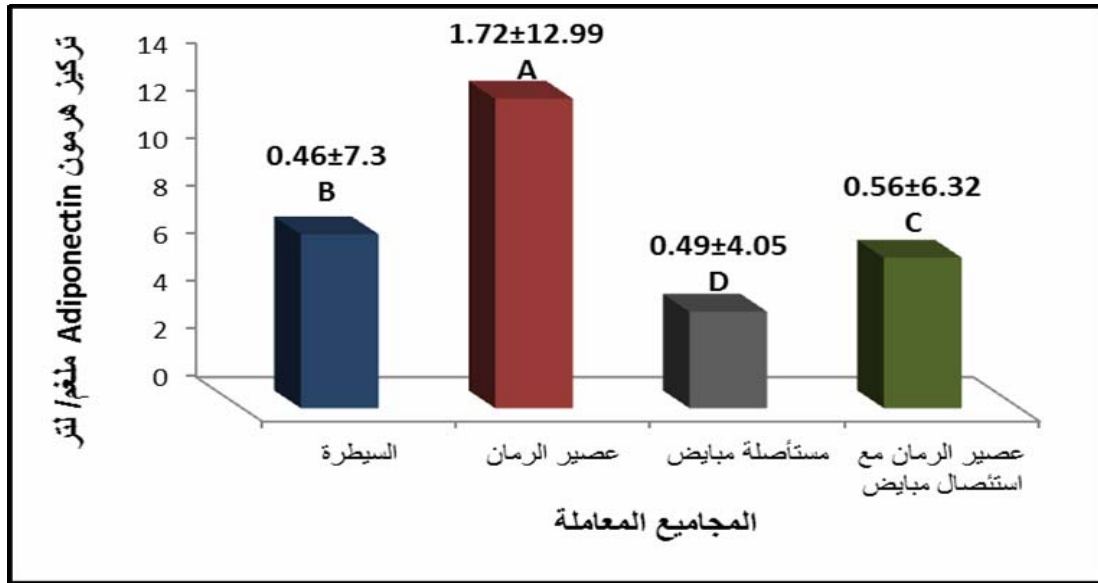
/ (1.72±12.99)

/ (0.49±4.05)

/ (0.46± 7.30)

/ 6

. / (0.56±6.32)



5= / ± *

(P≤0.0001)

:1

(P≤0.0001)

2

6

Thyroid Stimulating Hormone (TSH)

µIU/ ml (0.04±0.85)

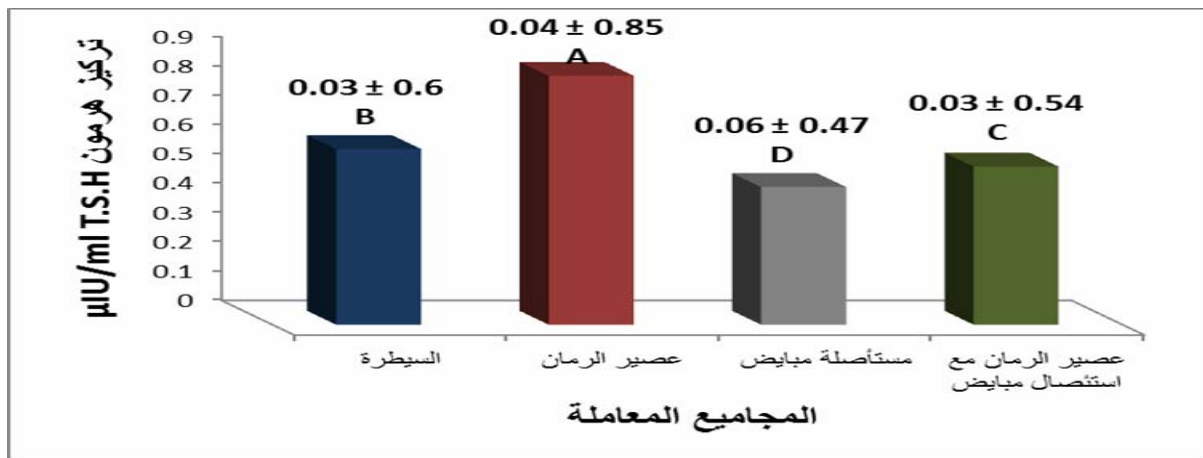
/

µIU/ ml (0.03 ±0.6)

µIU/ ml (0.06±0.47)

/ 6

.µIU/ ml (0.03±0.54)



5= / ± *

(P≤0.0001)

T.S.H.

:2

Thyroxine

($P \leq 0.0001$)

3

/ 6

T4

$\mu\text{g/dl}$ (0.68 ± 12.3)

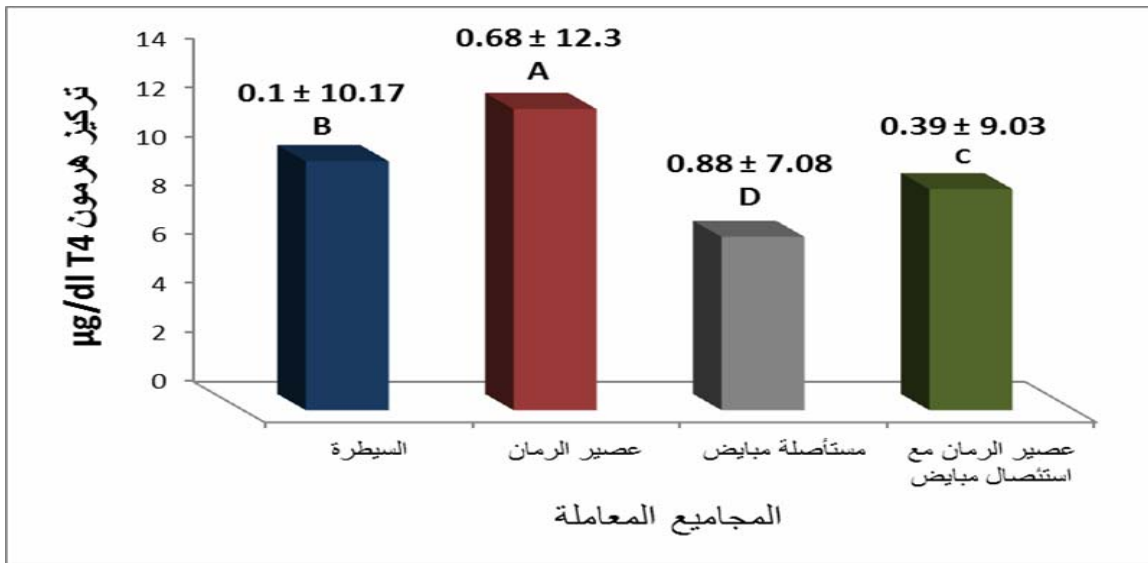
$\mu\text{g/dl}$ (0.88 ± 7.08)

$\mu\text{g/dl}$ (0.1 ± 10.17)

/ 6

T4

$\mu\text{g/dl}$ (0.39 ± 9.03)



5=

/

±

*

($P \leq 0.0001$)

T4

:3

($P \leq 0.0001$)

4

/ 6

Triiodothyronine

ng/ml (0.02 ± 1.81)

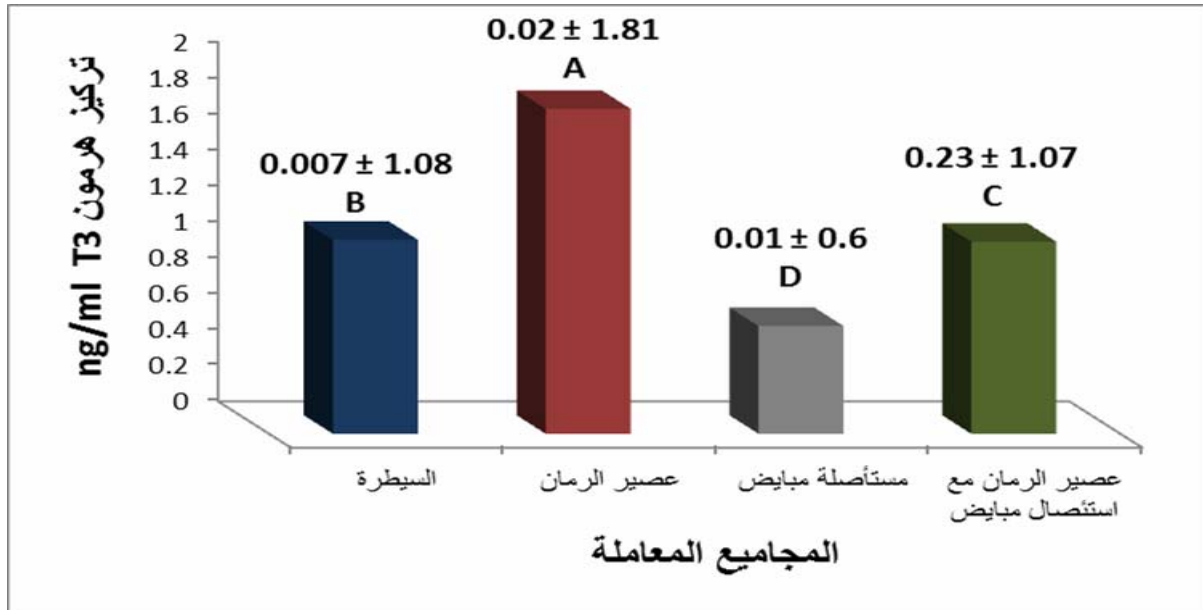
T3

ng/ml (0.03 ± 0.6)

ng/ml (0.007 ± 1.08)

/ 6

. ng/ml (0.23 ± 1.07)



5= / ± *

(P≤0.0001)

T3

:4

(1)

(3)

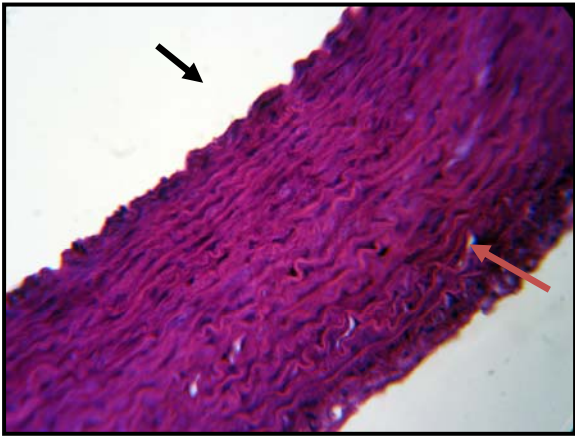
(2)

(3)

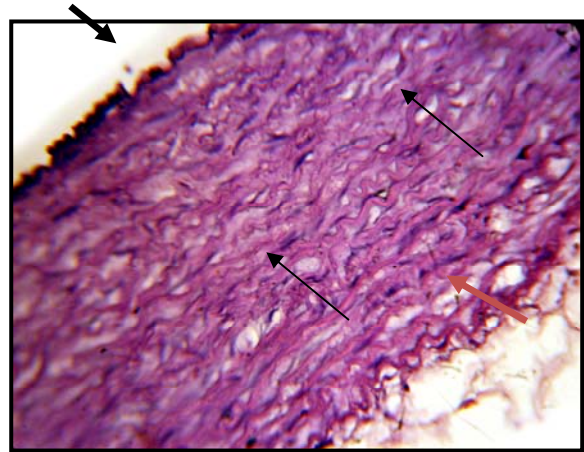
Foam cells

Foam cells

(4)



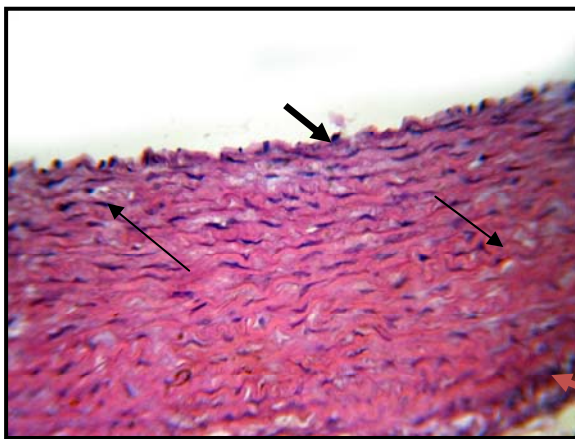
:2



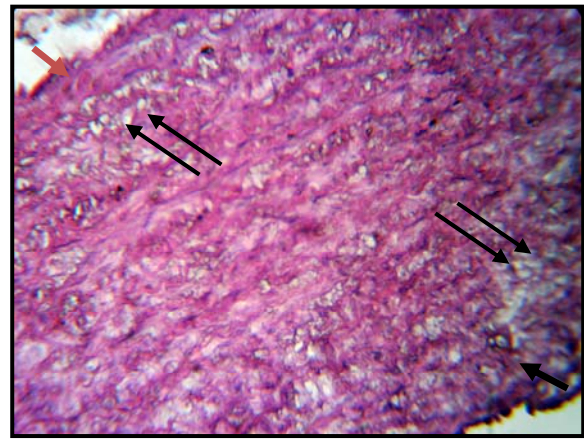
:1

)
(400X

)
(400X



:4



:3

)
(400X

)
(400X

(Yan *et al.*, 2014)

Anthocyanins
Niacin

Tumor Necrosis	(Plaisance <i>et al.</i> , 2009)	(IL-6) Interleukin-6 (TNF α)Factor α	(Wanders <i>et al.</i> , 2013)
Linoleic acid	(2009)	Cassidy	(Waheed <i>et al.</i> , 2004)
Endothelial nitric	(De Clerq <i>et al.</i> , 2012)	Expression	oxide synthase
10	(2003)	(Lovejoy, 2003)	/
		(Nishizawa <i>et al.</i> , 2002)	
		(2006)	Turgeon
(Buechler <i>et al.</i> , 2011)	IL-6 TNF α	(Fasshauer <i>et al.</i> , 2003)	/ 6
(Basly and Lavier, 2005)		Isoflavonoids	Phytoestrogens
		(De-Luis <i>et al.</i> , 2006)	
	β -estrogen		17-Bestradiol
		(Morito <i>et al.</i> , 2001)	
		(Ramsey <i>et al.</i> , 1999)	
		(Kim <i>et al.</i> , 2010)	
Ellagic	(Yoshitomi <i>et al.</i> , 2012)	(Babaei <i>et al.</i> , 2010)	acid
Adipogenesis		Fatty acid synthase	
		(Xiaofengma, and Tian, 2013)	
T4 T.S.H	(Fateh <i>et al.</i> , 2013) Rutin		T3
	(Goncalves <i>et al.</i> , 2014)		T.S.H.

T4 T.S.H. (El-Nemer *et al.*, 1990) A,E,C
 (El-Nemer *et al.*, 1990) (Obloh *et al.*, 2007) T3
 Yoshioka *et al.*,)

C E (2014) Mahmoud (2004)
 Ellagic (El-Nemer *et al.*, 1990)
 .(Arrak, 2010) T3 T4
 (2007) Morris T.S.H

T.S.H
 Pearce (2007)
 LDL-c
 T.S.H. HDL-c
 .(1987)
 (2005) Abech
 T3 T4

Pituitary-thyroid axis
 Thyroxine binding globulin
 (Ain *et al.*, 1987)

/ 6
 Anthocyanins T.S.H

C-terminal T4 globular
 (Fernandez-Real *et al.*, 2003)

Sodium-iodide symporter Rutin
 Thyroperoxidase

Pituitary- Rutin Lima (Goncalves *et al.*, 2014)
 (2006) thyroid axis
 Thyroperoxidase

.....

(Basly and Lavier, 2005)

(2002)

Madej

.(Cornwell *et al.*, 2004)

α

T3 T4

β

(Clarkson, 2002)

LDL-c

Foam cells

.(Al-Jaralla *et al.*, 2013)

Foam cells
(1997) Zhu Knopp

Low Density Lipoprotein

High Density Lipoprotein

(apo-B) Apoprotein- B (LDL-c)

(HDL-c)

.(Ferrerri and Naito, 1987) Cholesterol 7- α hydroxylase

(2007)

ox-LDL

.(Burke *et al.*, 2001)

genistein

E

(Altavilla *et al.*, 2004)

(El-Nemer *et al.*, 1990)

(2007) LDL-c

(El-Nemer *et al.*, 1990) C

TNF α

(Rahman, 2001)

Ouch <i>et al.</i> ,)	ox-LDL	Monocytes	
		(Fateh <i>et al.</i> , 2013)	(1999)
		.(Chang <i>et al.</i> , 2004)	LDL-c
			.(2008)
			.(2014)
			<i>Punica granatum</i> L.
			<i>Oryctolagus cuniculus</i>
			.(2012)
	.205-196	(1)5	
			.(2007)
	.101-93	(1)21	
			.(2012)
		.123-111	(2)5
			.(1997)
	.10-1	7-6	
(2)3			.(2001)
			.56-53
			.(2003)
			.(2013)
		.64-50	(2)24
	.22-5	-	.(2004)
			.(1987)

- Abech, D.; Moratelli, H.; Leite, S. (2005). Effect of estrogen replacement therapy on pituitary size, prolactin and thyroid stimulating hormone concentrations in menopausal women. *Gynecol. Endocrinol.*, **21**(4), 223-6.
- Ain, K.; Mori, Y.; Rofetoff, S. (1987). Reduced clearance rate of thyroxine binding globulin (TBG) with increased sialylation: a mechanism for estrogen- induced elevation of serum TBG concentration. *J. Clin. Endocrinol.*, **65**,689-96.
- Al-Badrany, M.S. (2009). Lapascopic ovariectomy in rabbits. *Iraqi J. Vert. Scien.*, **23**(2), 51-55.

- Al-Jarallah, A.; Igdoura, F.; Zhang, W. (2013). The effect of pomegranate extract on coronary artery atherosclerosis in SR-BI/APOE double knockout mice. *Atherosclerosis*, **228**, 80-89.
- Altavilla, D.; Crisafulli, A.; Marini, H. (2004). Cardiovascular effects of phytoestrogen genistein. *Cardiovasc. Hematol. Agents.*, **2**(2), 179-86.
- Arrak, J. (2010). Effect of ellagic acid extracted from pomegranate (*Punica granatum*) on thyroid and parathyroid gland of adult rats exposed to lead acetate. *Kufa J. Ver. Med. Scin.*, **1**(1), 39-51.
- Aviram, M.; Rosenblat, M. (2012). Pomegranate protection against cardiovascular diseases. *Evid. Comp. and Alter. Med.*, **20**-41.
- Babaei, P.; Mehdizadeh, R.; Ansar, M. (2010). Effects of ovariectomy and estrogen replacement adiponectin levels in rats. *Menop. Inter.*, **16**, 100-104.
- Basly, J.; Lavier, M. (2005). Dietary phytoestrogens potential selective estrogen enzyme modulators. *Planta. Med.*, **71**(1), 287-94.
- Barrett-Connor, E.; Bush, TL. (1991). Estrogen and coronary heart disease in women. *JAMA*, **265**, 1861-1867.
- Braunwald, E. (2008). Biomarkers in heart failure. *N. Engl. J. Med.* **358**, 2148-2159.
- Buechler, C.; Wanninger, J.; Neumerier, M. (2011). Adiponectin, a key adipokine in obesity related liver diseases. *World J. Gastroenterology*, **17**(23), 2801-11.
- Burke, A.P.; Kolodgie, F.; Farb, A. (2001). Healed plaque ruptures and sudden coronary death: evidence that subclinical rupture has a role in plaque Progression. *Circulation, J.*, **103**,934-940.
- Cassidy, A.; Skidmore, P.; Rimm, EB. (2009). Plasma adiponectin concentration are associated with body composition and plant-based dietary factors in female twins. *J. Nutr.*, **139**,353-58
- Chang, J.J.; Chen, T.H.; Chem, Y.T. (2004). Inhibitory effect of tannin derivatives on HMG-COA reductase in vitro cells. *Pharmacology*. **26**(4), 224-228.
- Clarkson, T. (2002). Soy, soy phytoestrogens and cardiovascular disease. *J. Nutr.*, **132**(3), 566-9.
- Cornwell, T.; Cohick, W.; Raskin, I. (2004). Dietary phytoestrogen and health. *Phytochem.*, **65**, 993-1016.
- De Clerq, V.; Taylor, C.; Wigle, J. (2012). Conjugated linoleic acid improves blood pressure by increasing adiponectin and endothelial nitric oxide synthase activity. *J. Nutr. Biochem.*, **23**(5), 487-493.
- El-Nemer, S.; Ismail, I.; Ragab, M. (1990). Chemical composition of juice and seeds of pomegranate fruit. *Food Sci. and Technol.* **34**(7), 601-606.
- Fasshauer, M.; Kralisch, S.; Kiler, M. (2003).Adiponectin gene expression and secretion is inhibited by interleukin-6 in 2T3-L1 adipocytes. *Biochem. Biophys. Res. Commun.*, **301**(4), 45-50.
- Fateh, M.; Ahmed, S.; Ali, M. (2013). A review on the medical hmportance of pomegranate .*RGUHS J. Pharm. Sci.*, **3**(4), 23-25.
- Fernandez-Real, JM.; Lopez-Bermejo, A.; Casamitjana, R. (2003). Novel interaction of adiponectin with the endocrine system and inflammatory parameters. *J. Clin. Endocrinol. Met.*, **88**, 2714-2718.
- Ferreri, L.; Naito, S. (1987). Effect of estrogens on rat serum cholesterol concentration: concentration of dose, type of estrogen, and treatment duration. *Endocrinology*, **102**, 1621-72.
- Gil, M.; Tomas, F.; Hess, B. (2000). Antioxidant activity of pomegranate juice and its relationship with phenolic composition and processing. *J. Agric. Food. Chem.*, **10**, 4581-4589.
- Goncalves, C.; DosSantos, M.; Ginabredo, M. (2014). Flavonoid rutin increase thyroid iodide uptake in rats. *PLOSONE*, **9**(1).
- Ha, B.; Lee, SH.; Kim, HJ. (2006). The role of Salicornia herbacea in ovariectomy-induced oxidative stress. *Biol. Pharma. Bull.*, **29**, 1305-1309.
- Hartman, RE. (2006). Pomegranate juice decreases amyloid load and improves behavior in a mouse model of Al-zheimer's disease. *Neurobiol Dis.*, **24**(3), 506-15.
- Kim, T; Ahn, K.; Lee, K. (2010). The effect of pomegranate on bone in ovariectomized rats. *Bone*, **47**(1), 209.
- Knopp, R.; Zhu, X. (1997). Multiple beneficial effects of estrogen on lipoprotein metabolism. *J. Clin. Endocrinol. Metab.*, **82**, 3952-54.
- Lansky, EP.; Newman, RA. (2007). *Punica granatum* (pomegranate) and its potential treatment of inflammation and cancer. *J. Enthopharmacol.*, **109**(2).
- Lima, L.; Barros, J.; Lisboa, P. (2006). Estrogen effects on thyroid iodide uptake and thyroperoxidase activity in normal and ovareictomized rats. *Steroids*, **71**(8), 653-569.

- Lovejoy, J. (2003). The menopause and obesity. *Prim Care*, **30**(2), 317-25.
- Luna, L.G. (1968). "Manual of Histological Staining Methods of the Armed Forces Institute of Pathology". 33rd ed. The Blackstone Division, McGraw-Hill. Book Company, New York.
- Madej, A.; Persson, E.; Lundh, T. (2002). Thyroid gland in ovariectomized ewes exposed to phytoestrogens. *J. Chromatography*, **777**, 281-7.
- Mahdihassan, S. (1984). Outline of the beginnings of alchemy and its antecedents. *Americans. J. Clin. Med.*, **12**, 32.
- Mahmoud, U.; Abdel-Rahman, M.; Hosny, M. (2014). Effects of profile ascorbic acid and vitamin E on thyroid corticosterone hormones in heart stressed broilers. *J. Adv. Vert. Res.*, **4**(1).
- Morito, K.; Tohru, H.; Kinjo, J. (2001). Interaction of phytoestrogens with estrogen receptors α and β . *Biol. Pharm. Bull.*, **24**(4), 351-6.
- Morris, M. (2007). The association between serum thyroid stimulating in its reference rang and bone status in postmenopausal American women. *Bone*, **40**(4), 1128-34.
- Nishizawa, H.; Shimomura, I.; Kishda, K. (2002). Androgens decrease plasma adiponectin insulin – sensitizing adipocyte-derived protein. *Diabetes*, **51**, 2734-41.
- Oboh, G.; Puntelb, R.L.; Rochab, J.B.T. (2007). Hot pepper (*Capsicum annum*, Tepin and *Capsicum Chinese*, Habanero). Prevents Fe⁺² induced lipid peroxidation in brain in vitro. *Food Chemist.*, **102** (1), 178-185.
- Ouch, N.; Kihara, S.; Arita, Y. (1999). Novel modulator for endothelial adhesion molecules: adipocyte derived plasma protein adiponectin. *Circulation*, **100**, 2473-6.
- Pearce, E. (2007). Thyroid dysfunction in pre -menopausal and post- menopausal women. *Menopause. Int.*, **31**(1), 8-13.
- Plaisance, E.; Lukasova, M.; Offermonns, S. (2009). Niacin stimulates adiponectin secretion through the GPR109A receptor. *Amer. J. Physiol. Endocrinol. Met.*, **296**, 459-558.
- Rahman, K. (2001). Historical perspective on garlic and cardiovascular disease. *J. Nut.*, **131**, 9775-95.
- Ramsey, L.; Roos, B.; Fischer, R. (1999). Phytoetrogens and management of menopause. *Adv. Nurs. Pract.*, **7**(5), 26-30.
- Tahmasbi, S.; Heidarpour, M.; Jafari, A.; Mehrjerdi, H. (2013). Effects of pomegranate seed oil an oxidative stress parameters and lipid profile in overiectomized rats. *IJVS*, **8**(2), 19.
- Turgeon, J.; Carr, MC.; Maki, PM. (2006). Complex actions of sex steroids in adipose tissue, the cardiovascular system and brain: insight from basic science and clinical studies. *Endocrinol. Rev.*, **27**, 575-605.
- Turk, G. (2008). Effects of pomegranate juice composition on sperm quality, spermatogenic cell density, antioxidant activity and testosterone level in male rats. *Clin. Nut.*, **27**(2), 289-96.
- Waheed, S.; Siddique, N.; Rahman, A. (2004). INAA for dietary assessment of essential and other trace elements in 14 fruits harvested and consumed in Pakistan. *J. Radioanaly. Nucl. Chem.*, **260**(3), 523-31.
- Wanders, D.; Graff, E.; White, D. (2013). Niacin Increases adiponectin and decreases adipose tissue inflammation in high fat diet-fed mice. *PLOSONE*, **8**(8).
- Xiaofengma, D.; Tian, W. (2013). Pomegranate husk extract, punicalagin and ellagic acid inhibit fatty acid synthase and adipogenesis of 3T3-L1 adipocyte Function. *Food*, **5**(2), 633-641.
- Yan, L.; Zhang, Y.; Sun, R.; Xia, M. (2014). Anthocyanin increase adiponectin secretion and protects against diabetes-related endothelial dysfunction. *Am. J. Physiol. Endocrinol. Metab.*, **306**(8), 975-88 .
- Yancy, W. (2005). Heart failure: a comprehensive guide to diagnosis and treatment. *Heart Failure*, 425-425.
- Yoshioka, M.; Imanag, M.; Ueyama, H. (2004). Maximum tolerable dose of red pepper decreases fat intake independently of spicy sensation in the mouth. *Br. J. Nutr.*, **91**, 991-995.
- Yoshitomi, H.; Guo, X.; Liu, T. (2012).Guava leaf extracts alleviate fatty liver via expression of adiponectin receptors in SHRSP. Z-leprfa lzm rats. *Nut. Met.*, **9**, 13.